



**EDITOR:**  
**ROSIMERI TRAN**  
**CO-EDITOR:**  
**DANIEL TRAN**

- November 14th at 2:00 p.m., at Ryan & Richele Kleiser, 13136 Wiregrass Lane, Clovis 93619
- ZNA Norcal—Holiday lunch celebration, November 29th 11am to 4pm,
- December—Date TBD, Holiday gathering at Dale & Sandy Winn's, potluck with gift exchange
- February—Date TBD, Seng & Rosimeri Tran, 5832 E. Erin Ave, Fresno, CA 93727

**CONTENTS**

Bakersfield koi show roadtrip	<b>1-2</b>
Japanese koi terms	<b>3</b>
What is pH Pill?	<b>4</b>
Meeting Schedule/Map	<b>5</b>
Meeting Minutes	<b>6</b>
Ads/Sponsors	<b>7</b>
President's Corner	<b>8</b>
Announcements	<b>9</b>
ZNA Norcal Holiday Gathering	<b>10</b>

# Central California Koi Society

## November 2015

Issue 17

### *Golden Empire Koi Show—Bakersfield CA* *October 17th—18th, 2015* By Rosimeri Tran



Photo courtesy of Bakersfield Koi & Watergarden Society

We traveled to the Golden Empire koi show on October 17<sup>th</sup> – 18<sup>th</sup> in Bakersfield to exhibit our koi and to catch up with our koi kichi friends. The journey began early on Saturday morning around 4:00 a.m.

catching and bagging the koi for their 2 hour drive to their temporary blue tank homes. All went well except for one gill bleeder, which made us a bit nervous. The drive was pleasant and uneventful which with bagged koi is good. We arrived at the Kern County fairgrounds around 7:45 a.m. the gates don't open till 8:00 a.m. so we just enjoyed the rest, then headed into the gates and were directed to our tank, lucky for us we were on the outside and were able to just pull up to our tank and unload our precious cargo. So the bags were floated in the tank and Seng proceeded to release the koi into the blue bowl first so as not to contaminate the show tank with the ammonia water from the bagged koi. Keeping the show tank water pristine, starts with unloading the koi from the bags or transport tank and not letting any of that water or at least minimum water get inside show tank, this will give the fish a good environment as the show staff will have already have treated the water so the fish will be comfortable.



"Koi Dancers"

So all 6 koi were tucked into their temporary home and we got to mingle with the exhibitors, and Bakersfield club members. It was beautiful sunny weather, not too hot, just right for a koi show, the koi that were on display were amazing, such bright colors on some bulked up koi. One thing I appreciated was the survival bags given to all exhibitors which included a show brochure, snacks, water, deck of cards, word scramble book, a water bottle the essentials to keep us going throughout the day and weekend. There was one thing seen at the Bakersfield koi show that I never seen anywhere else, that was the "Dancing Koi" we were entertained by their whimsical dances, and interaction with the public, hats off to Bakersfield for making a great presentation. Saturday afternoon I was happy to see some CCKS members, Ryan and Richelle Kleiser with their children stopped by for a visit and to check out the koi, they enjoyed their stay.

Sunday we also saw JR and Zoë Romagnoli as well as Gilbert and Ryan Moran, I would like to thank these CCKS members for taking the time to come to Bakersfield and stopping by and saying hello to us.

Saturday afternoon we headed to the hotel to check in and take a rest before the show banquet. We arrived at the banquet and were impressed with the awards laid out, the major awards were all hand painted by Lily Liu (Ken Liu's) daughter. There were raffle prizes of varying shapes and sizes, there was even an auction held for Tomigai koi food, and some koi art. In between the trophy presentations, speaking of which, can you believe how surprised Seng and I were when the Baby Champion award was our little Shiro, it was an honor to have it selected among the beautiful koi that were on display. So we entered 6 koi, one got Baby Champion, 3 got First Place, 1 got Second place and 1 got Third place, to have all koi place among the well know hobbyists there was quite an honor. Just goes to show you, you never know what can happen at a koi show, our first Baby Champion award, we were ecstatic!



Baby Champion Award



Baby Champion



Seng and I receiving the Baby Champion award.

Sunday morning the honorable judges: Shawn McHenry, and Devin Swanson talked tank side and answered any questions the exhibitors and public had on the koi on exhibit at the koi show. The day went by fast and before we knew it, it was time to bag up the koi and take them home to their real home. We said our goodbyes and headed back to Fresno, a quick 2 hour drive and then they were all tucked into their homes as well as their owners.

This was a great koi show and for those that came out, we thank you and for those that did not, there is always 2016, it is worth the 2 hour drive to spend the day and see the amazing koi and friendly hobbyists. Speaking of drive, I forgot to mention that many of these exhibitors were from Southern California, and I applaud them all for making the journey through an unforeseen mudslide, some traveled more than 13 hours to get to Bakersfield, now that is dedication and support of a koi club, these are my koi kichi heroes! Well done my friends!



## CONGRATULATIONS

2015 Golden Empire Koi Show  
Grand Champion  
Owned by: Roger & Ginger Spradlin

## Japanese terms By: Rosimeri Tran

**Kiwa (key-wah):** The literal translation of Kiwa is edge (verge, side). In Koi terms we apply it to the edge of a pattern element. It applies to the edge of a red (hi) or black (sumi) pattern element. Because the edge of a pattern tells us about its quality and the highest quality is found in the gosanke (kohaku, sanke, showa), it is usually something we discuss in terms of these varieties. The kohaku, red pattern elements on a white ground is probably the best variety to illustrate kiwa. Although kiwa means edge, we are mainly concerned with the trailing edge of the pattern, i.e. the edge of the pattern nearest the tail.

The red pattern elements on a kohaku should be uniform in hue. Crimson red is most appreciated but other shades of red, such as persimmon and orangey red are acceptable, so long as hue is even throughout. To be considered high quality, the red must appear to be very thick as if it has been painted on with several coats and the edges of the pattern should be absolutely sharp. A clear demarcation between the red and white with no blurring of the interface is the ideal in a koi that is ready to be judged at a show.


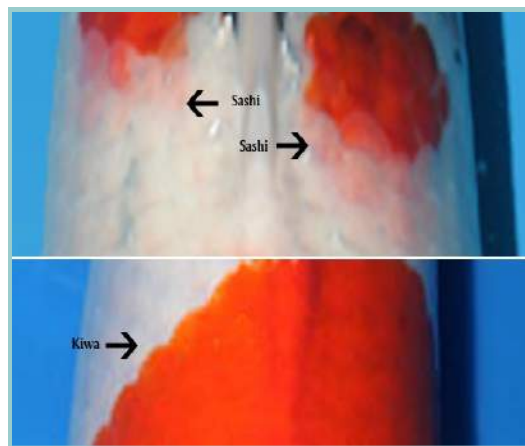

The best way to see this edge is to examine the trailing edge of a pattern element in a kohaku. Even in young kohaku, this trailing edge or kiwa should be very sharp. Sharp kiwa is an appreciation point and it is worth bearing in mind that blurring of the kiwa is taken as a sign of weak or fading red. So when selecting a young kohaku, look at the quality of the kiwa.

There are two types of kiwa. The first is called kamisori kiwa. Kamisori means razor, and it describes the razor-like edge to the kiwa which runs through individual scales. The other type is called maruzome kiwa, although, Mamoru Kodama in his book also refers to it as tama giwa. Maruzome kiwa follows the outline of individual scales giving a scalloped appearance to the trailing edge of the red pattern element. Maruzome kiwa has been likened to the outline of a cherry blossom petal.

As an example of this I have borrowed a photo from Brady Brandwood. In this example you can clearly see the trailing edge of the pattern has a scalloped appearance. It is an example of maruzome kiwa. You will also see blurring edge of the leading edge of the pattern. That is called sashi and we will come to that later.

**“Credits to: Dr. J.I. Phillips, South African Judge”**

**Sashi (sash-ee)**– Sashi is where the colored (red, black, yellow, brown, etc.) scale is inserted under the white scale at the front of the pattern, giving it a blurry appearance. Sashi is normally one to two scales wide. Tategoi should have sashi. Doitsu (non-scale fish) will not have sashi. As the fish grow older, the sashi gets smaller. **Credits to: Chai Taevanitcharoen, ZNA SoCal Judge, “Buying Baby Koi—Part 4”.**



## WHAT IS A pH PILL ? or HOW BAD CAN RAIN BE ? By Jerry Kyle—KHA

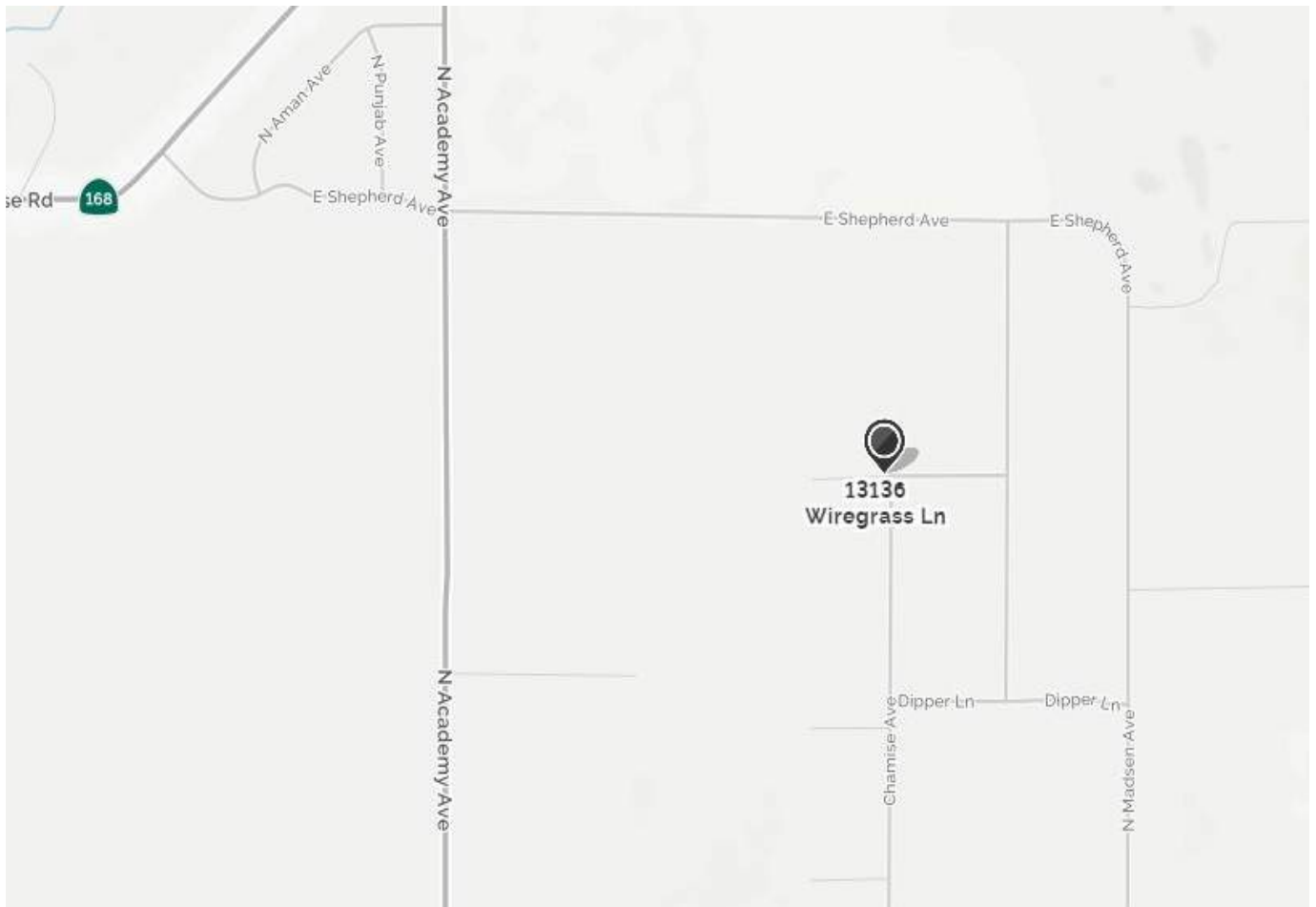
One bag or pail of Plaster of Paris mixed with water and allowed to completely dry makes a Plaster of Paris Brick (Pill?) Put in pond it will slowly dissolve until alkalinity gets up to 50 - 70 ppm (different for different areas of country) and then will stop dissolving until only as needed to help maintain a more stable alkalinity level. Different level in different areas with different water but with enough alkalinity pH will not crash. Why would it crash? Lack of water changes but, more probably, that rain washing all the pollutants out of the air is not called "acid rain" for nothing and at a time we are trying to save water by doing minimal water changes too many ponds live too close to the edge (below 50 ppm Alkalinity) and the rainwater that can be as low as 6.4 pH slowly but surely lowers the alkalinity level to a point it can not sustain the pH any longer. Alkalinity slowly drops to around 30 +/- and then pH drops (crashes?) overnight. In my case (in the San Joaquin Valley) from a high of 7.8 to 6.5 pH. That much -- that fast. Fish are not immediately dead but filter bacteria are and without knowing a bio-filter is dead it will be too late to save the babies when you finally recognize something is wrong. In my case, I luckily was doing a water test and discovered problem just in time and added baking soda (the whole darn box) and within 15 min pH was back above 7. My opened box of baking soda in the fridge keeps it smelling fresh and was a great emergency back-up for the pond. It never gets too old to work in the pond. Better yet -- With a promised wet winter, maybe it's time to get a KH test kit to learn how close to the edge we already may be. Maybe you don't need the pill if your KH is above 100 but, your Koi need you to know what you are dealing with since its better to be safe than sorry.



## CALENDAR OF CCKS GENERAL MEETINGS

November 14th at 2:00 p.m	Ryan & Richele Kleiser	13136 Wiregrass Ln Clovis, CA 93619
December (Holiday Party)	<b>TBD</b>	Dale & Sandy Winn 8099 E. Nees Ave Clovis, CA 93619
February	<b>TBD</b>	Seng & Rosimeri Tran 5832 E. Erin Ave Fresno, CA 93727
March	<b>TBD</b>	

November meeting is scheduled for Saturday, November 14th at 2:00 p.m. at Ryan & Richele's home located at 13136 Wiregrass Lane, Clovis. Please RSVP to 559-312-3892



## October General Meeting Minutes

The October meeting was held at the home of Tony and Nancy Palazzo's home and was a social gathering due to lack of attendance we just discussed the September koi show and talked about next year's show and improvements that could be made.

The October board meeting was held at JR and Melissa Romagnoli's home where the board discussed the profit of the koi show which was \$2,010.08, having a silent auction and koi auction plus the table raffles helped generate some much needed income. We voted to purchase 4 more Poly-Tanks and will continue to when income allows so that we can eliminate the soft tanks.

THANK YOU TO ALL OUR SPONSORS AND ADVERTISERS



**Bob and Nina Garrison**

5710 N. Greenwood  
Clovis, CA 93611  
559-299-8136

**Star Milling Co.**

Iva Gaglione  
AQUACULTURE FEED MANAGER

CELL (951) 255-1600 E-MAIL: IVA@STARMILLING.COM  
OFFICE (951) 657-3143 • FAX (951) 657-3114  
WWW.STARMILLING.COM

P.O. BOX 1987 • PERRIS, CA 92572  
24067 WATER STREET • PERRIS, CA 92570

*Summer Avenue Water Gardens*

KOI FOOD - POND SUPPLIES

POND CONSULTATION- INSTALLATION

Mike Przewoznik

661/297-0563 przewoznik@ca.rr.com

27837 Summer Avenue, Santa Clarita, Ca 91350



**Michael Hernandez**  
CERTIFIED KAI DO  
All Japan Nishikigoi, Shinkokai

Yorba Business Center  
13505 Yorba Ave., Suite C  
Chino, CA 91710 USA  
email: Michael@koisandponds.com  
www.koisandponds.com

Mobile: 909.996.7717  
Office: 909.590.7001  
Fax: 909.590.7009  
Toll Free: 877.590.7003  
www.tomigai.com

**PLATINUM Properties**

**SUE KENDALL**  
Broker / Owner  
DRE #01243041

Platinum4Sue@aol.com

MLS

559.906.0847



**TOWER HEALTH FOODS**  
VITAMINS & MINERALS



1130 N Fulton St. Fresno, CA 93728 559-237-8479

**SHO**  **KOI**

**IMPACT & PREMIUM**

Koi & Pond Fish Food



**GENKI NISHIKIGOI, Inc.**

BENCH MARK FOR QUALITY

All Japan Promotion Association

www.Genkikoi.com



**KEVIN PHAM**  
President

Tel: 408.295.4500  
Fax: 408.295.4501  
genkikoi@hotmail.com

1850 S. 10th St., Suite 14  
San Jose, California 95112

DIRECT IMPORTER & DISTRIBUTOR OF QUALITY JAPANESE KOI

**SUBSCRIBE TODAY!**  
6 BIG ISSUES  
Only \$30

888/660-2073 • www.koiusa.com

**YES! Please enter my subscription to KOI USA for**

1 Year Club Member \$25  2 Year Member \$46  1 Year \$30 Non-member  2 Years Non-member Only \$53

AKCA Club

Payment Enclosed  Charge my  Visa  MC  Bill me later

CARD # \_\_\_\_\_ EXP. DATE \_\_\_\_\_ SIGNATURE (Rec'd) \_\_\_\_\_

NAME \_\_\_\_\_

ADDRESS \_\_\_\_\_

TPU600

CITY \_\_\_\_\_ STATE \_\_\_\_\_ ZIP \_\_\_\_\_

Canada: add \$10, all others add \$10 • US FUNDS ONLY • Please allow 6-8 weeks for delivery of your first issue  
2-year and expedited non-domestic subscription delivery available. Call or check our website.

Clip and mail to KOI USA, PO Box 461180, Escondido, CA 92046



**CENTRAL  
CALIFORNIA KOI  
SOCIETY**

5832 E. Erin Ave  
Fresno, CA 93727

Phone: 559-970-8508

Email: cencalkoi@gmail.com

**President  
Rosimeri Tran  
559-970-8508  
cencalkoi@gmail.com**

**Vice President  
JR Romagnoli  
559-905-5188  
jr@seinc.com**

**Secretary  
Nancy Palazzo  
559-435-7438  
tonypalazz12@comcast.net**

**Treasurer  
Seng Tran  
559-999-1706  
sengtran@gmail.com**

**Board Directors:  
Tony Palazzo  
Tom Callahan  
John Kendall**

**Newsletter Editors  
Rosimeri Tran  
Daniel Tran  
559-970-8508  
cencalkoi@gmail.com**

**Feature writer  
Rosimeri Tran**

**Koi Health Advisors  
Tom Callahan  
Seng & Rosimeri Tran  
Greg Mariano**

**Artwork:  
Rosimeri Tran**



**PRESIDENTS CORNER—Rosimeri Tran**

Hello everyone,

Well this year has flown by fast, hard to believe that it is already November, those hot summer Fresno days are nothing but a memory, and the chill in the air has arrived. So this is the time to assess your pond and get your koi ready for their winter slumber. Check and clear any debris that has fallen in the pond, clean out the leaf baskets and skimmers more frequently, and of utmost importance, check your water temperatures and stop feeding the koi when the temperatures read less than 50 degrees Fahrenheit. Still continue your water changes and checking water parameters for the health of your koi. If you have water plants you may want to cut them back and also thin out those that will multiply, if you have some large trees that shed and leaves fall into the pond, think about putting a mesh net over the pond that will help keep those leaves falling in and make clean up easier.

Seng and I had a great time at the Bakersfield koi show in October and hope that next year more of you will come and enjoy it too. Visiting other koi shows is a great way to see how they put on a show as well as meet other koi hobbyists and view their beautiful koi. We are so excited that we plan to show koi at the San Diego koi in March 5<sup>th</sup> and 6<sup>th</sup> 2016 at the Del Mar Fairgrounds. There is also the ZNA Norcal koi show in April 2<sup>nd</sup>-3<sup>rd</sup> 2016 in San Jose.

As 2016 approaches I would like to request that members step and volunteer to host a meeting, our general meetings are a great way for members to interact and learn about koi health and how those members designed their ponds and also to socialize, without volunteers this club will not flourish and that is not something I want to see, so please help out if you can, this club needs you.

Our next club meeting is scheduled for Saturday, November 14<sup>th</sup> at 2:00 p.m. at the home of Ryan and Richele Kleiser, located at 13136 Wiregrass Lane, Clovis, please make an effort to attend as this will be our last official meeting of the year, in December we will have our Holiday gathering at the Winn's home.



*Tankside talk with the honorable, Michael Hernandez, schooling JR and Seng on koi quality by our show tank, at the Bakersfield koi show.*



# ANNOUNCEMENTS

## KOI for Sale:

*We are thinning out our pond and have various koi for sale some show quality, please contact Seng at 559-999-1706 for pricing and if interested in viewing. We also have some nice baby koi, different color, For Sale, baby koi prices are \$10.00, \$15.00, \$20.00, and \$30.00 each.*

2015 Show Pin \$6.00 each  
have arrived.



2014 \$4.00 each  
2013 and older pins are \$2.00  
each

Contact Rosimeri at [cencalkoi@gmail.com](mailto:cencalkoi@gmail.com) or call her at 559-970-8508 if interested in purchasing any.

## POND MAINTENANCE

If you have ever used or are using a pond maintenance or repair service, please share what you know. We have members, prospective members, and the public asking frequently for references, suggestions, or just any information about anyone in this business. Pond maintenance companies allow us to relax a bit with our ponding duties, we are always in search of new ideas of pond maintenance. If you have anything to contribute, please send us an email at: [cencalkoi@gmail.com](mailto:cencalkoi@gmail.com)

CCKS Club Store:

Potassium Permanganate \$15.00 (1 lb jar)

*Call Seng Tran at 559-999-1706, or email*

*[sengtran@gmail.com](mailto:sengtran@gmail.com) if interested in purchasing, we will also have these available at every club meeting.*

## Ultra Balance Koi Foods

Wants your koi hobbyists stories  
I'm sure everyone of you has a unique story to tell regarding experiences you have had since you began this crazy hobby, both good and bad. Star Milling/Ultra Balance Premium Koi Foods would like to publish your stories on their website [www.koifood.com](http://www.koifood.com). Check out their website. Under the Library link you will be able to get an idea. If you're interested please send your stories to Iva at the following address: [IVA@STARMILLING.COM](mailto:IVA@STARMILLING.COM). I'm sure we will all enjoy reading them! A short story and a photo (pdf) is all we need. Please feel free to email me if you have any questions J

## Sumner Avenue Water Gardens

Newsletter advertiser Mike Przewoznik of Sumner Avenue Water Garden offers the following to CCKS members: "I would like to support your club and I appreciate the business I have received from you and your club members. I would like to initiate the following program for your club members going forward: FREE shipping on all orders \$75.00 or more. Club members can combine orders to reach the \$75.00 if they wish as long as I ship to one address. Items that require truck shipping or items that are extremely heavy will be looked at on case by case situation."



**ZNA NORCAL HOLIDAY GATHERING**  
**November 29th 11a.m. to 4p.m.**  
**Dr. David Tran's home**  
**171 Sierra Court**  
**Morgan Hill, CA 95037**



2015 ZNA NorCal Holiday lunch + Koi harvest + Toy's for Tots

OK folks, the annual ZNA NorCal holiday lunch celebration for this year will be held on Sunday November 29, 2015 at Dr. David T place. ZNA NorCal invites all koi enthusiasts around the nation to attend this event as we celebrate the holidays and recognize our members that have contributed their efforts during the year. This kicks off at 11AM and will go to about 4:00 PM.

Along with the 2015 holiday celebration, on that day, David also do a koi harvest as in the previous seasons, pulls all of his champion and excellent collection koi for their annual measurement and check up so that we all can view them in a close vision. I personal enjoyed his koi harvest very much in the past.

Lunch will be provided for all people in attendance. We hope to have some well known koi personalities at the event.

In the spirit of the season, we need to help the needy as we have been doing during our club holiday celebrations in the past. We ask those who come to bring a small gift for Toy's for Tots program, although this is not a requirement. All donations will be contributed to San Jose Marines Toys for Tots program.

We'd also ask you RSVP, ping us or email [ulyse96@hotmail.com](mailto:ulyse96@hotmail.com), so we will know how much food to prepare. We know this is a ways out, but time flies so we hope you fit this in your holiday schedule.

It should be a great event to celebrate the end of another great koi year, share some holiday cheer and get a look at some really outstanding koi.

***Seng and I will be attending and it would be great if some other club members came along. This is a great opportunity to socialize with another club and meet other koi hobbyists. I will have a sign up sheet at the November 14th meeting or contact me at 559-970-8508 if you would like to go.***

