



# Central California Koi Society

## May 2015

Issue 20

**EDITOR:**  
**ROSIMERI TRAN**  
**CO-EDITOR:**  
**DANIEL TRAN**

### What's bugging your koi?

By: *Rosimeri Tran - KHA*

- May CCKS Meeting, May 12th at 7:00 p.m. at Ryan & Richele Kleiser's, 13136 Wiregrass Lane, Clovis, 93619.
- June joint meeting with Bakersfield Koi & Watergarden Society, June 6th at 11 a.m. at J.R. & Melissa Romagnoli's, 2665 N. Brawley Ave, Fresno 93722.
- June 20-21st AKCA Wet Lab/Business Meeting, 2540 Venture Oaks Way, Sacramento, CA 95833, hosted by the Camelia Koi Club

#### CONTENTS

|                      |     |
|----------------------|-----|
| Whats bugging koi?   | 1-3 |
| Upcoming Events      | 4   |
| President's Corner   | 5   |
| Meeting Schedule/Map | 6   |
| Meeting minutes      | 7   |
| Advertisers          | 8   |
| Announcements        | 9   |

Well May is upon us and here is hoping everything is well with everyone's koi and pond. There have been several calls that I received regarding koi in distress and people unsure of what to do. With the warm weather, the feeding schedule increasing and the filtration system not quite ready for the fish waste load, you may notice that the koi are not doing well. Take note at the whole picture of what is going on and do not panic by adding chemicals and over treating your pond. First step of action would be to do a water change roughly about 10%, if the koi are not eating, do not feed them, as the uneaten koi food will just foul up the water. Check your filtration equipment and make sure all is well including the waterfall, with algae blooms they can slow the water flow down which can create a low oxygen level in your pond. Inspect your filtration media, make sure it is not plugged up, water should be flowing freely thru the mats, rocks or whatever material you are using. It will take time for the good nitrifying bacteria to begin the nitrification cycle in helping eliminate the ammonia and nitrite. Adding salt to the pond in the Spring is a good step as the salt will help heal any external sores the koi may have developed from either a bacterial infection or from scraping themselves in the pond and it also coats their body with mucus. Definitely do not add any new koi if your existing ones are showing signs of trouble, and ALWAYS quarantine new arrivals for at least 3-4 weeks away from the pond, it is better that you find out there was something wrong with them before adding to the pond as this may become a disaster. Some signs of parasitic infection in koi are as follows:

- |  |                        |
|--|------------------------|
| White spots on the body especially the fins                  | Anorexia               |
| Visible string-like hairs or moving black spots              | Gasping at the surface |
| Lying on the bottom of the pond                              | Discolored fish        |
| Fish are opaque or covered in mucus                          |                        |
| They seem sluggish and thin even though they are eating food |                        |



There are two different groups of parasites that can affect koi, they are as follows:

**Macro Parasites:**

Argulus (fish lice)  
Lernaea (Anchor Worm)  
Gyrodactylus (Skin Fluke)  
Dactylogyrus (Gill Fluke)

**Protozoa:**

Trichodina  
Costia  
White Spot (Ich)  
Chilodonella

The only visible parasites you can see with the naked eye will be the Anchor Worm and the Argulus (fish lice). The Anchor Worm attaches to the koi usually around the dorsal or tail fin its hooks latch on the koi's body, removing it as soon as identified will help prevent secondary infection of the area. You will need to put the koi to sleep, and then using tweezers remove the Anchor Worm, if unsure whether you removed the worm, you can use a cotton ball dabbed in a potassium permanganate solution and apply to area, and the Anchor worm will release and die. Pond treatments recommended include Supaverm, Dimilin and Lice Solve. These chemicals do not affect the eggs so future treatments will be necessary to ensure future generations are killed off.

Fish lice (Argulus) are usually introduced into the pond by frogs or toads; they are visible to the eye, between 1mm and 5mm and usually attach to the fins and are easily visible on light colored koi. They attach using their suckers to the koi's skin and will cause skin damage of that area; they can also inject a poison into the koi which can cause inflammation and secondary infection. The younger louse is pale green in color and easily detected. Treatment must be started as soon as detected as they can cause severe damage to the koi. You should first remove the lice from all infected koi as ulcers may begin to form, treat the area of the koi that they were attached to, you can use iodine. The only pond treatment known to eliminate Argulus is Lice Solve.

Skin and Gill Flukes I discussed in our April newsletter and can only be seen using a microscope, think of Flukes as fleas and ticks that affect our cats and dogs, vary common in ponds and can kill fish off very quickly as they will cause respiratory problems. Treatment includes Potassium Permanganate and Fluke Solve.

Although troublesome the Macro parasites are less deadly than the Protozoan parasites, they will kill your koi faster and in larger quantities. This is due to the fact they can multiply quite rapidly and in large numbers do a lot of damage very quickly. They are single cell microorganisms that can divide and multiply rapidly, the only detection is through a microscope using a skin sample from the koi. The most dangerous of this group is the Chilodonella, it can cause mass fatalities in your pond very quickly, they can swim short distances so one could leave one host and find another host quickly, and especially in an overstocked pond this would not be hard for the Chilodonella to do. If infected the koi will have opaque skin especially around the head and fins, in severe cases it may look even swollen, once they get into the fish's gills they will die very quickly. Once the koi die they will seek another host very quickly. Symptoms of infection include flashing or rubbing themselves on pond bottom or walls, sitting at bottom with fins clamped at sides, while appearing listless. If they have their

“Whats Bugging your Koi” - By Rosimeri Tran (continued from page1)

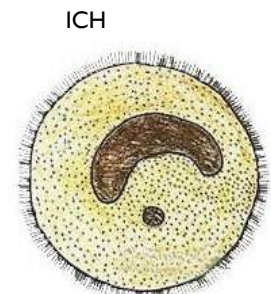

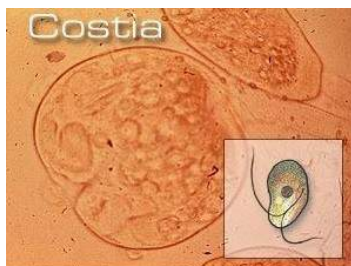
gills infected they will be at surface gasping for air. Treatments include Potassium Permanganate, Malachite Green and Formalin, and strong salt baths at 3% (4-1/2 oz per gallon).

**Costia** – another microscopic parasite which affects both the skin and gills of the koi; symptoms of infection are: lethargy, clamped fins, rubbing and flashing and the skin will look grey or white opaque, there may be redness or discoloration. Costia affects koi that are weak from another issue, such as water quality or bacterial infection. You will need to view with a microscope with a high magnification of 300x, with staining as these parasites are very small and can be a challenge to identify. They are found in water temperatures that are cool, and will not exist in water that is 85°F or warmer. Treatments will include Potassium Permanganate and strong salt baths of 3%.

**Trichodena** – Probably the easiest of the protozoan parasites to identify as it round and has hooks around it which look like cilia, it is constantly rotating as it moves around which causes tissue damage. Damage will be done to both skin and gills of the koi, with most damage being done to the gills. It is a warm water parasite, it will exist without a host for a long time, and the skin damaged will take on an opaque appearance. Fish will flash, rubbing themselves in pond along with being lethargic. Treatments are with Potassium Permanganate, Malachite Green, and salt.

**Ichthyophthirius (ICH)** – this parasite is also known as “white spot”. You will know your koi are affected by seeing these white spots on their skin and it will look like little eyes as there is a dark nucleus. The dorsal and caudal fins are where they usually attack but will also attack the skin and gills. This parasite will burrow into the skin and is inside the koi not external but an internal parasite. This is a very difficult parasite to kill off as they are free swimmers and only those will be killed with chemical treatments. Those that have burrowed into koi will die off in 4 days if the water temperature is 80°F, if the water temperature is 50°F then it can take up to 5 weeks to kill them off. Free swimmers will die off in 55 hours if no host is found.

So as you have read there are many bugs inside our koi system, knowing which ones are ailing your koi will help in their treatment and take the mystery of what the problem is. Use caution when using any of the treatments mentioned above, inexperienced koi keepers have been known to overmedicate or kill off their koi collection because they did not know how many gallons their pond was and also mixing of these chemicals together can be deadly. Malachite Green and Formalin should never be used in ponds with a salt level of .1% or above as this combination will burn the fish’s gills. Malachite Green and Formalin will kill off the good bacteria in your biological filter, so you must bypass the filter when using these.



## Upcoming koi shows/Events



**2015** **AKCA Business Meeting, Wet Lab & Banquet**  
hosted by the Camellia Koi Club  
**JUNE 20<sup>TH</sup>-21<sup>ST</sup>**

**KHA Wet Lab Instructors**  
Nick Saint-Erne, DVM  
Julie Miller, KHA Director

**Register on line:**  
Register online at [http://hiltongardenn.hilton.com/eo/gi/groups/personalized/S/SMFSNGI-KOIC-10-20150618/index.html?WT.mc\\_id=POG](http://hiltongardenn.hilton.com/eo/gi/groups/personalized/S/SMFSNGI-KOIC-10-20150618/index.html?WT.mc_id=POG)

**For additional information contact:**  
Brenda Chandler  
(949) 650-5225 (donnbda@aol.com)  
Jean Jahr  
(916) 735-8830 (jkjahr@gmail.com)

**Hilton Garden Inn**  
Sacramento/South Natomas  
2540 Venture Oaks Way  
Sacramento, CA 95833  
Phone: 916-568-5400

**REGISTER TODAY!**

The AKCA will hold it's annual Wet Lab and AKCA Banquet at the Hilton Garden Inn in Sacramento. Go to the AKCA website: [akca.org](http://akca.org) for the registration form and information. I plan to be there in attendance as a KHA, so hoping some of you may join me there.





**CENTRAL  
CALIFORNIA KOI  
SOCIETY**

5832 E. Erin Ave  
Fresno, CA 93727

Phone: 559-970-8508

Email: [cencalkoi@gmail.com](mailto:cencalkoi@gmail.com)

**President**  
**Rosimeri Tran**  
**559-970-8508**  
**[cencalkoi@gmail.com](mailto:cencalkoi@gmail.com)**

**Vice President**  
**J.R. Romagnoli**  
**559-905-5188**  
**[jr@seinc.com](mailto:jr@seinc.com)**

**Secretary**  
**Nancy Palazzo**  
**559-435-7438**  
**[tonypalazz12@comcast.net](mailto:tonypalazz12@comcast.net)**

**Treasurer**  
**Seng Tran**  
**559-999-1706**  
**[sengtran@gmail.com](mailto:sengtran@gmail.com)**

**Tony Palazzo**  
**559-435-7438**  
**[tonypalazz12@comcast.net](mailto:tonypalazz12@comcast.net)**

**John Kendall**  
**559-230-1591**  
**[jkend55710@earthlink.net](mailto:jkend55710@earthlink.net)**

**Tom Callahan**  
**559-252-3236**  
**[stillheretom@yahoo.com](mailto:stillheretom@yahoo.com)**

**Newsletter Editors**  
**Rosimeri Tran**  
**Daniel Tran**  
**559-970-8508**  
**[cencalkoi@gmail.com](mailto:cencalkoi@gmail.com)**

**Feature writer**  
**Rosimeri Tran**


**Koi Health Advisors**  
**Tom Callahan**  
**Seng & Rosimeri Tran**  
**Greg Mariano**



**PRESIDENTS CORNER—Rosimeri Tran**

Hello everyone,

April has passed us and we are now into May, there are a lot of upcoming events coming so here are just a few, our May 12<sup>th</sup> meeting will be at Ryan and Richele Kleiser's home I am anxious to see Ryan's pond build. On June 6<sup>th</sup> we will be having our joint meeting with our sister club, The Bakersfield Koi and Watergarden Society at J.R. Romagnoli's home, I have asked Dr. Jessie Saunders from Aquatic Veterinary Services of Northern California to be our guest speaker and she has agreed, so this will be a great social gathering, learning from a koi vet, so bring your questions and she will do a presentation. There will be a raffle with various items, and of course food – the club will provide the tri-tip and we ask that each member attending can bring a potluck side dish. June 20<sup>th</sup>-21<sup>st</sup> will be the AKCA/ Koi wet lab and Annual Banquet in Sacramento, I will be attending as a KHA and this is a great opportunity to attend the seminar, the cost for non KHA's is \$35.00 each for two days both Saturday and Sunday, if you are interested there is a registration form available on the AKCA.org website. If you haven't attended a meeting recently, please do, there is a lot of conversation and information being discussed that can be of help to you in your next pond epidemic, and of course socializing is another benefit of our meetings. So I hope to see you soon on May 12<sup>th</sup> at 7:00 p.m. at Ryan and Richele's home. If there is any topic you would like me to discuss please email me at [cencalkoi@gmail.com](mailto:cencalkoi@gmail.com) or call me at 559-970-8508 so I can do the research and put together the information for you.



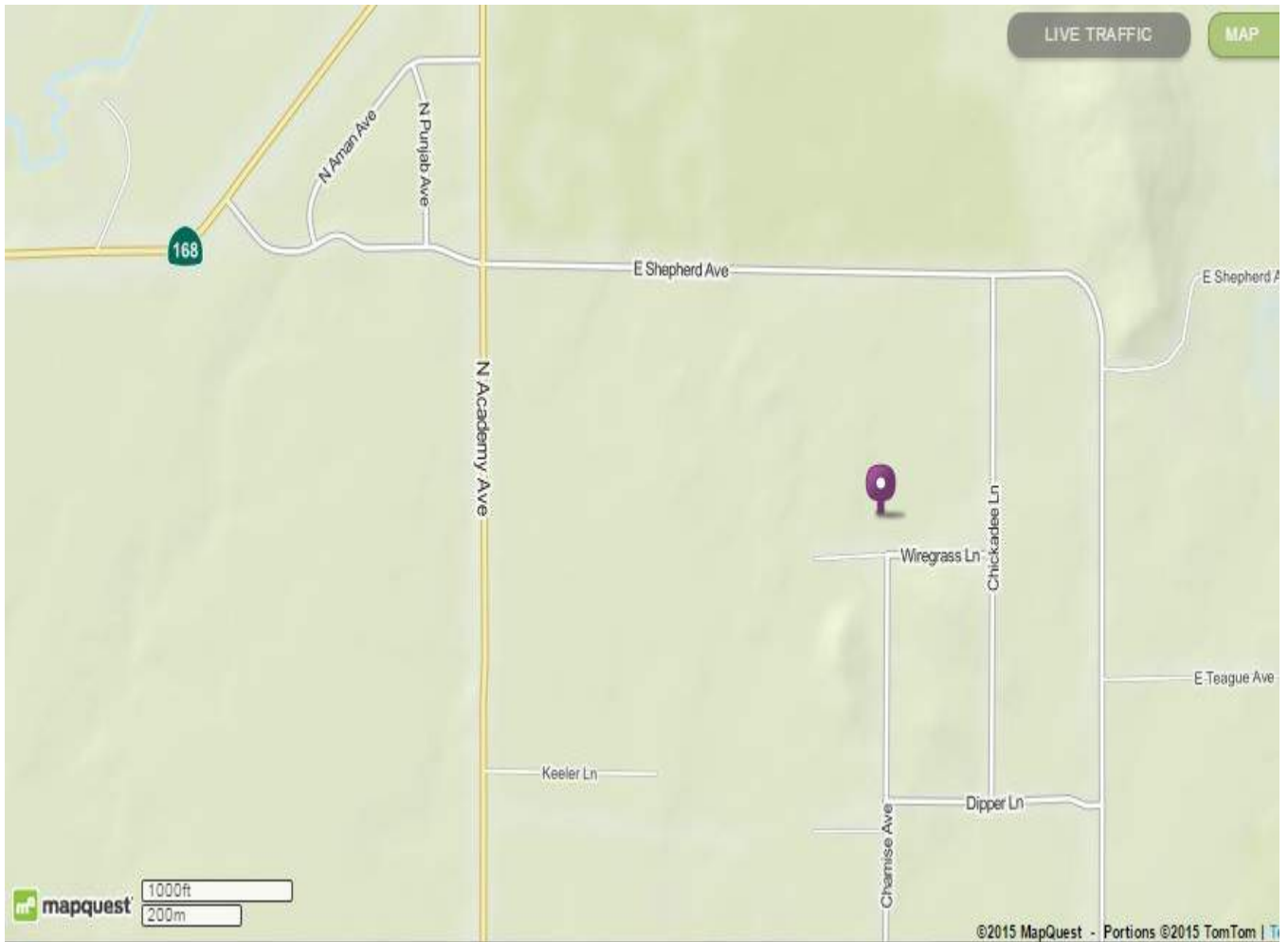
## CALENDAR OF CCKS GENERAL MEETINGS

May 12th at 7:00 p.m.      Ryan & Richele Kleiser      13136 Wiregrass Lane  
Clovis, CA 93619

June 6th at 11:00 a.m.      J.R. & Melissa Romagnoli      2665 N. Brawley  
(joint meeting with BKWG)      Fresno, CA 93722

July TBD

May general meeting is scheduled for Tuesday, May 12th @ 7:00 p.m. at Ryan & Richele Kleiser's home 13136 Wiregrass Lane, Clovis, CA 93619, RSVP 559-312-3892.



## April General Meeting Minutes—By Rosimeri Tran

General Meeting Minutes of Central California Koi Society      April 18th 2pm

The April general meeting was held at the home of Dale & Sandy Winn, who have broken in their country home and it looks amazing. We enjoyed sitting outside in their covered back patio which kept us cool and enjoyed watching the Alpacas and of course their koi pond. Rosimeri discussed the upcoming joint meeting and our guest speaker Dr. Jessie Saunders and also talked about our September koi show. We voted on the AKCA Koi Person of the Year, and Bob Garrison was chosen, so congrats Bob, you have helped our club out a lot and well deserved. There was discussion on koi parasite/bacterial infection. Members enjoyed the refreshments that Sandy provided and then we had our raffle.

THANK YOU TO ALL OUR SPONSORS AND ADVERTISERS



**Bob and Nina Garrison**

5710 N. Greenwood  
Clovis, CA 93611  
559-299-8136

**Star Milling Co.**

Iva Gaglione  
AQUACULTURE FEED MANAGER

CELL (951) 255-1600 E-MAIL: IVA@STARMILLING.COM  
OFFICE (951) 657-3143 • FAX (951) 657-3114  
WWW.STARMILLING.COM

P.O. BOX 1987 • PERRIS, CA 92572  
24067 WATER STREET • PERRIS, CA 92570

*Sumner Avenue Water Gardens*

KOI FOOD - POND SUPPLIES  
POND CONSULTATION- INSTALLATION

Mike Przewoznik

661/297-0563 przewoznik@ca.rr.com  
27837 Sumner Avenue, Santa Clarita, Ca 91350



**Michael Hernandez**  
CERTIFIED KAI DO  
All Japan Nishikigoi, Shinkokai

Yorba Business Center  
13505 Yorba Ave., Suite C  
Chino, CA 91710 USA  
email: Michael@koisandponds.com  
www.koisandponds.com

Mobile: 909.996.7717  
Office: 909.590.7001  
Fax: 909.590.7009  
Toll Free: 877.590.7003  
www.tomigai.com

**PLATINUM Properties**

*C. Sue Kendall*  
Broker / Owner  
DRE #01243041



847 E. Gettysburg Avenue  
Fresno, CA 93704  
E-mail: Platinum4Sue@aol.com  
www.PlatinumPropertiesFresno.com

Phone: 559.241.0847  
Cellular: 559.906.0847  
Fax: 559.227.0847

**TOWER HEALTH FOODS**  
VITAMINS & MINERALS



1130 N Fulton St. Fresno, CA 93728 559-237-8479

**SHO KOI**



**IMPACT & PREMIUM**  
Koi & Pond Fish Food



**GENKI NISHIKIGOI, Inc.**

BENCH MARK FOR QUALITY

All Japan Promotion Association  
www.Genkikoi.com



KEVIN PHAM  
President

Tel: 408.295.4500  
Fax: 408.295.4501  
genkikoi@hotmail.com

1850 S. 10th St., Suite 14  
San Jose, California 95112

DIRECT IMPORTER & DISTRIBUTOR OF QUALITY JAPANESE KOI

**SUBSCRIBE TODAY!**  
6 BIG ISSUES  
Only \$30  
888/660-2073 • www.koiusa.com

**YES!** Please enter my subscription to KOI USA for

1 Year Club Member \$25  2 Year Member \$46  1 Year \$30 Non-member  2 Years Non-member Only \$53

AKCA Club  
 Payment Enclosed    Charge my  Visa  MC     Bill me later

CARD # \_\_\_\_\_ EXP. DATE \_\_\_\_\_ SIGNATURE (Fac'd) \_\_\_\_\_

NAME \_\_\_\_\_

ADDRESS \_\_\_\_\_

CITY \_\_\_\_\_ STATE \_\_\_\_\_ ZIP \_\_\_\_\_ TPU600

Canada add \$10, all others add \$10 • US FUNDS ONLY • Please allow 6-8 weeks for delivery of your first issue  
2-year and expedited non-domestic subscription delivery available. Call or check our website.  
Clip and mail to KOI USA, PO Box 461180, Escondido, CA 92046



# ANNOUNCEMENTS

**2015 Membership dues are due in the amount of \$35.00, please make checks payable to CCKS and mail to**



**CCKS  
5832 E. Erin Ave  
Fresno, CA 93727**

## KOI for Sale:

*We are thinning out our pond and have various koi for sale some show quality, please contact Seng at 559-999-1706 for pricing and if interested in viewing. We also have some nice baby koi, different color, For Sale, baby koi prices are \$10.00, \$15.00, \$20.00, and \$30.00 each.*

## **KOI PINS for Sale**

2014 Show pin \$4.00 each

1997—2013 \$2.00 each

Contact Rosimeri at [cen-calkoi@gmail.com](mailto:cen-calkoi@gmail.com) or call her at 559-970-8508 if interested in purchasing any.

CCKS Club Store:

Potassium Permanganate      \$15.00      (1 lb jar)

Sodium Thiosulfate      \$10.00      (2 lb jar)

*Call Seng Tran at 559-999-1706, or email*

*[sengtran@gmail.com](mailto:sengtran@gmail.com) if interested in purchasing, we will also have these available at every club meeting.*

## **Ultra Balance Koi Foods**

Wants your koi hobbyists stories

I'm sure everyone of you has a unique story to tell regarding experiences you have had since you began this crazy hobby, both good and bad. Star Milling/ Ultra Balance Premium Koi Foods would like to publish your stories on their website [www.koifood.com](http://www.koifood.com). Check out their website. Under the Library link you will be able to get an idea. If you're interested please send your stories to Iva at the following address: [IVA@STARMILLING.COM](mailto:IVA@STARMILLING.COM). I'm sure we will all enjoy reading them! A short story and a photo (pdf) is all we need. Please feel free to email me if you have any questions J

## *Sumner Avenue Water Gardens*

Newsletter advertiser Mike Przewoznik of Sumner Avenue Water Garden offers the following to CCKS members: "I would like to support your club and I appreciate the business I have received from you and your club members. I would like to initiate the following program for your club members going forward: FREE shipping on all orders \$75.00 or more. Club members can combine orders to reach the \$75.00 if they wish as long as I ship to one address. Items that require truck shipping or items that are extremely heavy will be looked at on case by case situation."