



Central California Koi Society

June 2014

Issue 11

EDITOR:

ROSIMERI TRAN

CO-EDITOR:

DANIEL TRAN

- June 14th @10:00 a.m. joint meeting with BKWG club in Bakersfield at 3902 Mont Blanc Terrace, Bakersfield 93306
- July 8th @7:00 p.m. at MaryHelen DelaTorres home at 6345 N. Marty Ave, Fresno 93711
- Dale & Sandy Winn August 9th @2:00p.m., guest speaker Dr. Jessie Sanders, VMD
- Seng & Rosimeri Tran, September 9th @7:00 p.m., 5832 E. Erin Ave, Fresno, 93727

CONTENTS

High Temps affect koi	1-2
DIY—Bog Filter	3
Calendar of Events	4
Meeting Minutes	5
Ads & Sponsors	6
President's Corner	7
Meeting Map	7
Announcements	8
CCKS Koi Show info	9

How High Temps Can Affect Your Koi

By: Rosimeri Tran

Well the triple digits are not far away, and will soon be here, now how does the heat affect the koi? We would think they are alright as they are swimming in water, and water should be cooler than the air temperature. True the water temperature should be cooler than the air, but there are many variables involved, such as is your pond too shallow, do you have proper shade coverage, what about water circulation? So let me discuss the ways you can protect your koi from the summer heat and ways you can tell if your fish are already being affected by the heat.

First you should have a floating thermometer in your pond, monitoring the water temps is one way of being aware before problems arise. Also if you see your koi gasping at the surface, this is usually an indication that the oxygen level has dropped due to high water temperatures. If you have plants in the pond they will fight for the oxygen level, stealing the oxygen that the koi need to survive. Also you should not be feeding your koi if the water temperature reads above 80F degrees reduce feeding and if it is above 85F **DO NOT FEED**, due to the increase in water pollution, oxygen depletion, and algae growth.



Second, Warm water has a low capacity of providing oxygen, so you will need to increase your oxygen supply such as by adding air stones, and increase the circulation of your pond water. Doing a water change frequently will help by adding cooler water, just remember to add dechlorinator when adding new water. Think about adding a larger pump to move the water more frequently, such as a 3,000 gallon per hour pump. If that is not available to you maybe try adding an air pump that you can attach air stones/diffusers to provide the oxygen the koi are in need of.

Thirdly you can also add water plants, water lilies are a great way of adding oxygen to your pond, along with providing shade for your koi. Most pond keepers recommend at least 40% of your pond should be covered by some type of aquatic plant.



“How High Temps Can Affect Your Koi”, continued from page 1

Lastly is shade, see if you can plant some type of tree or lush plants to surround your pond, this will help provide shade. A patio umbrella can provide some temporary shade, think about building a arbor or shade structure over your pond or maybe building a bridge, the koi would have shelter under the bridge. Your pond should be a certain minimum depth such as 4’ as the water is always cooler in deep water.



Monitor your koi and keep a close eye on that water temperature and help keep your koi cool for the summer.

Joint Meeting directions from Tran house:

Take 99 south, Merge onto CA-204/CA 99 Bus/GoldenState Blvd. via Exit 27 toward Bakersfield.

Merge onto CA-178 toward Lake Isabella

Take Fairfax Road exit 7.

Turn right onto Fairfax Road

Take the 3rd right onto Mont Blanc Way

Turn right onto Mont Blanc Terrace

3902 N. Mont Blanc Terrace is on the right.

If you are interested in riding together please let Rosimeri know, we plan to leave Fresno at 7:45 a.m.

DIY – BOG Water Filter

Written by: Seng Tran

Why do all ponds need a bog water filter? Well, we all start out building a koi pond, and some type of filtration system either mechanical, pressurized or biological filter; and then we throw some koi in it, hopefully it will work, in most cases it usually works, for a while. Like most koi kichi we tend to get a bit greedy by buying more koi and adding to our collection. Then as time goes by, and a few years later our koi are all getting bigger (hopefully), and all of a sudden our ponds are over loaded with koi, and like most pet owners, we all have some degree of weakness in our heart, that it is hard to let go of some koi that are our pet, especially the one that we pay a hefty penny for it, and as our koi are getting bigger, we tend to feed them more, and in turn the water quality start to degrade, without proper water testing regularly, we would never know what the water quality is while the koi is suffering, and slowly cause the koi health to degrade, eventually they will get ill and may die over time. There are many type of by product that are created from koi most of it without properly reducing them in some way will cause harm to your koi. Here I am only talking about a form of by product that is called nitrate, it is a byproduct that left over from a good filtration system, and nitrate is relatively non toxic. Koi can survive at level up to 200mg/L, but do best if nitrate kept below 20mg/L, the accumulation of nitrate will reduce the alkalinity of the water over time, which will allow the PH to decrease, the byproduct of nitrate acts as fertilizer for algae, and high levels will stimulate algae bloom (green pea soup water). Keep nitrate level low by periodic water changes, sometimes I find even periodic water changes is still not enough to reduce nitrate to a very low level or completely. Since nitrate is by product act as fertilizer, we can make a water plant filter to incorporate with the existing filtration system. Since water plants absorb fertilizer to thrive, they can help reduce nitrate to level as low as possible. Here are some simple steps to build a bog water filter:

Use any size container or tub, the bigger the better




Here is an example of container you could use.



Place the container 6"-12" below the bio filter/ or filtration system and using a 1/2" or 3/4" water hose or PCV pipe to siphon the water from bio filter into bog filter, if that is not accessible to do so, you can install a "T" fitting on the filtration outlet pipe and plumb a small amount of water into the bog filter.

Then install water outlet from bog filter back to the pond. Once the bog filter is full of water, you can add a variety of water plants to it, such as water lily, water iris, or as in my filter water hyacinth.



CALENDAR OF CCKS GENERAL MEETINGS

June 14 th at 10:00 a.m. Bakersfield Joint Meeting	Judy Domingo	3902 Mont Blanc Terrace Bakersfield, CA 93306
July 8th at 7:00 p.m.	MaryHelen DelaTorre	6345 N. Marty Ave Fresno, CA 93711
August 9th at 2:00 p.m.	Dale & Sandy Winn	1276 W. Alluvial Ave Fresno, CA 93711
(August guest speaker Dr. Jessie Sanders Aquatic Veterinary Services)		
September 9 th at 7:00p.m.	Seng & Rosimeri Tran	5832 E. Erin Ave Fresno, CA 93727
<i>October</i>	<i>NEED HOST</i>	
November 1st at 2:00 p.m.	John & Sue Kendall	
December	Dale & Sandy Winn	1276 W. Alluvial Ave Fresno, CA 93711

We still have **OCTOBER** available for meeting hosts, so let me know if you are available to host a meeting, we would love to get together at your home.



May 17th Meeting Minutes—By Sandy Winn

The general meeting for May was held at Tony and Nancy Palazzo's home. May 17. At 2:00pm Discussed green pond water treatment.

- 1 UV sterilizer can reduce algae by 99%.
2. Aeration algae thrives in poorly oxygenated water .adding waterfall fountain or air stones.
3. Water changes high level of nitrate can mean an excessive level of organic mater. Remove decaying debris from pond.
4. Shade using shade cloth,umbrellas. Water plants also help cool water down. Pond should be 60 % shaded.
5. Barley straw add 1/2 -1 lb per 1000 gallons tie to waterfall and must be in flow of water.
6. Hydrogen peroxide added at 1 pint per 1000 gallons will not hurt plants or fish works well on suspended string algae.
7. Snails, frogs/toads consume algae.

June meeting will be joint meeting with Bakersfield. June 14 at 10:00am

May 27th Board of Director Meeting Minutes—By Sandy Winn

Koi club board of directors was held at Sang and Rosimeri Tran's home. May 27,2014 at 6:30 pm. Seng, Rosimeri, Dale and Sandy Winn present.

Treasurers reports states club has \$5,438.88 in the bank account. June joint meeting will be in Bakersfield June14,2014. Address to be in presidents message.let rosimeri know if you want to go. So far there will be about 8 members going.

Koi pins came in. Very nice. New design. Designed by Norman call. Board discussed awards and trophies for koi show. Will be similar to last year. Raffle items will be 1st prize will be a flat screen TV; 2nd prize \$200.00 visa gift card; 3rd prize \$100.00 gift card. Koi show dinner will be at Marie Callender's on Shaw. Same as the past few years,
Sandy Winn

THANK YOU TO ALL OUR SPONSORS AND ADVERTISERS



Bob and Nina Garrison
 5710 N. Greenwood
 Clovis, CA 93611
 559-299-8136

Star Milling Co.
Iva Gaglione
 AQUACULTURE FEED MANAGER
 CELL (951) 255-1600 E-MAIL: IVA@STARMILLING.COM
 OFFICE (951) 657-3143 • FAX (951) 657-3114
 WWW.STARMILLING.COM
 P.O. BOX 1987 • PERRIS, CA 92572
 24067 WATER STREET • PERRIS, CA 92570

Sumner Avenue Water Gardens
 KOI FOOD - POND SUPPLIES
 POND CONSULTATION- INSTALLATION
Mike Przewoznik
 661/297-0563 przewoznik@ca.rr.com
 27837 Sumner Avenue, Santa Clarita, Ca 91350



Michael Hernandez
 909.996.7717
 All Japan Nishikigoi, Shinko
 Yorba Business Center
 13505 Yorba Ave., Suite C
 Chino, CA 91710 USA
 email: Michael@koisandponds.com
 www.koisandponds.com
 Mobile: 909.996.7717
 Office: 909.590.7001
 Fax: 909.590.7009
 Toll Free: 877.590.7003
 www.tomigai.com

PLATINUM Properties
C. Sue Kendall
 Broker / Owner
 DRE #01243041
 847 E. Gettysburg Avenue
 Fresno, CA 93704
 E-mail: Platinum4Sue@aol.com
 www.PlatinumPropertiesFresno.com
 Phone: 559.241.0847
 Cellular: 559.906.0847
 Fax: 559.227.0847



TOWER HEALTH FOODS
 VITAMINS & MINERALS
 1130 N Fulton St. Fresno, CA 93728 559-237-8479



SHO KOI
IMPACT & PREMIUM
 Koi & Pond Fish Food



GENKI NISHIKIGOI, Inc.
 BENCH MARK FOR QUALITY
All Japan Promotion Association
 www.Genkikoi.com
 Tel: 408.295.4500
 Fax: 408.295.4501
 genkikoi@hotmail.com
KEVIN PHAM
 President
 1850 S. 10th St., Suite 14
 San Jose, California 95112
 DIRECT IMPORTER & DISTRIBUTOR OF QUALITY JAPANESE KOI




SUBSCRIBE TODAY!
6 BIG ISSUES
Only \$30
 888/660-2073 • www.koiusa.com

YES! Please enter my subscription to KOI USA for
 1 Year Club Member \$25 2 Year Member \$46 1 Year \$30 Non-member 2 Years Non-member Only \$53
 AKCA Club
 Payment Enclosed Charge my Visa MC Bill me later

CARD # _____ EXP. DATE _____ SIGNATURE (Fac'd) _____
 NAME _____
 ADDRESS _____
 CITY _____ STATE _____ ZIP _____ TPU600

Canada add \$10, all others add \$10 • US FUNDS ONLY • Please allow 6-8 weeks for delivery of your first issue
 2-year and expedited non-domestic subscription delivery available. Call or check our website.
Clip and mail to KOI USA, PO Box 461180, Escondido, CA 92046



CENTRAL CALIFORNIA KOI SOCIETY

5832 E. Erin Ave
Fresno, CA 93727

Phone: 559-970-8508

Email: cencalkoi@gmail.com

President
Rosimeri Tran
559-970-8508
cencalkoi@gmail.com

Vice President
Dale Winn
559-438-6648
sandywinn@hotmail.com

Secretary
Sandy Winn
559-438-6648
sandywinn@hotmail.com

Treasurer
Seng Tran
559-999-1706
sengtran@gmail.com

Board Director—vacant
Board Director—vacant
Board Director—vacant

Newsletter Editors
Rosimeri Tran
Daniel Tran
559-970-8508
cencalkoi@gmail.com

Feature writer
Rosimeri Tran

Koi Health Advisors
Tom Callahan
Seng & Rosimeri Tran
Greg Mariano

Artwork:
Rosimeri Tran



PRESIDENTS CORNER—Rosimeri Tran

So here we are in June and the thermostat is creeping up there. As we try to enjoy the weather and the time around the pond, let's also keep an eye out for any unusual behavior of our koi. Spring is in full force now and summer is just around the corner. Your bio filter should have kicked in by now and hopefully your koi are all doing well. This month we will not have a general meeting, instead on Saturday, June 14th at 10:00 a.m. is our annual joint meeting with our sister club, The Bakersfield Koi and Water garden Society. If you are interested in attending please let me know, Seng and I will be driving and have room to take passengers, it is always fun to ride together, so let me know if you are interested.

Our koi show is coming along as planned; our Judges for this year's show is as follows:

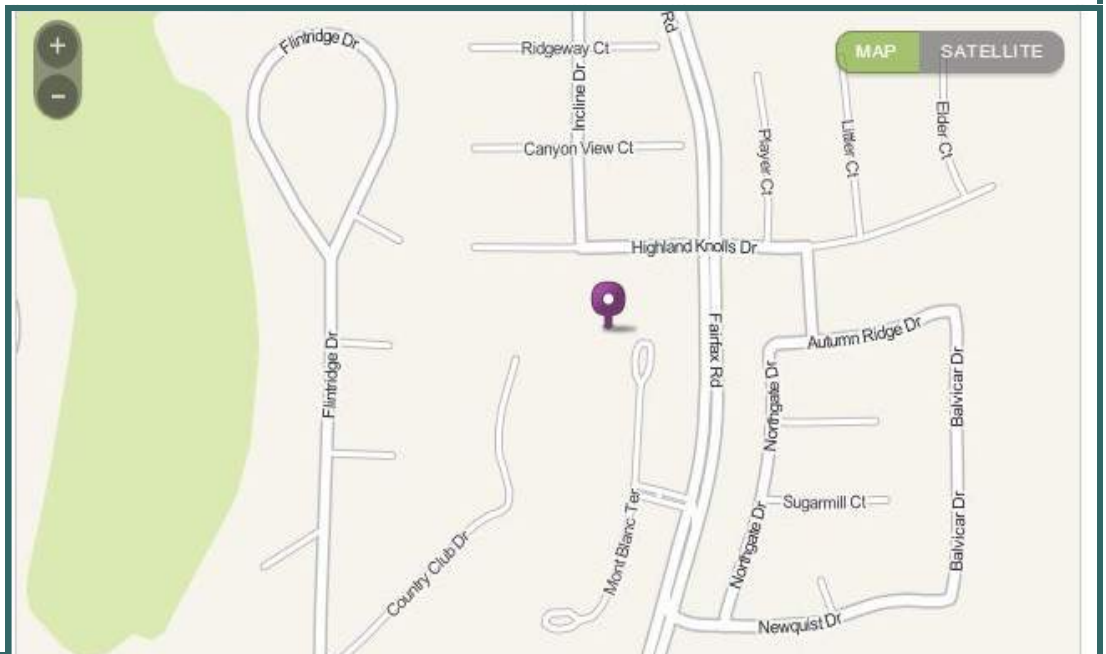
- Pam Spindola – AKCA
- Kevin Pham – Shinkokai Association
- Andrew Moo – Shinkokai Association

The 2014 koi show pins have arrived and are available for sale at \$6.00 each and will be available at club meetings. We will need help from club members to volunteer at our show this year, as always teamwork is what makes this show a success every year. There will be a raffle on Sunday, September 28th and we will have koi/pond product raffle all weekend long.

I have been working hard on our newsletter, Seng wrote a DIY article on his bog filter project and we are striving to bring you more koi/pond related information that you can incorporate into your koi pond, by all means if there is any specific topic you want covered please do not hesitate to contact me.

Also by now you have received the May/June KOI USA magazine, this issue has the article I wrote about our 2013 koi show, so I hope you enjoy reading it. Attending a meeting is a great way to stay in touch and pick up some koi info.

June meeting on Saturday, 14th at 10:00 a.m. at Judy Domingo's, 3902 Mont Blanc Terrace, Bakersfield 93306.



ANNOUNCEMENTS

KOI for Sale:

We are thinning out our pond and have various koi for sale some show quality, please contact Seng at 559-999-1706 for pricing and if interested in viewing. We also have some nice baby koi, different color, For Sale, baby koi prices are \$10.00, \$15.00, \$20.00, and \$30.00 each.



MEMBERSHIP DUES are due by March 1st, in the amount of \$35.00 payable to CCKS and mailed to 5832 E. Erin Ave, Fresno, CA 93727. The club greatly appreciates you paying on time.



2014 Show Pin \$6.00 each have arrived.

1996—2013 \$4.00 each

Contact Rosimeri at cencalkoi@gmail.com or call her at 559-970-8508 if interested in purchasing any.

CCKS Club Store:

Potassium Permanganate	\$5.00	(7 oz jar)
Sodium Thiosulfate	\$10.00	(2 lb jar)
Sodium Thiosulfate	\$20.00	(4 lb jar)

Call Seng Tran at 559-999-1706, or email

sengtran@gmail.com if interested in purchasing, we will also have these available at every club meeting.

POND MAINTENANCE

If you have ever used or are using a pond maintenance or repair service, please share what you know. We have members, prospective members, and the public asking frequently for references, suggestions, or just any information about anyone in this business. Pond maintenance companies allow us to relax a bit with our ponding duties, we are always in search of new ideas of pond maintenance. If you have anything to contribute, please send us an email at: cencalkoi@gmail.com


Ultra Balance Koi Foods

Wants your koi hobbyists stories


I'm sure everyone of you has a unique story to tell regarding experiences you have had since you began this crazy hobby, both good and bad. Star Milling/Ultra Balance Premium Koi Foods would like to publish your stories on their website www.koifood.com. Check out their website. Under the Library link you will be able to get an idea. If you're interested please send your stories to Iva at the following address: IVA@STARMILLING.COM. I'm sure we will all enjoy reading them! A short story and a photo (pdf) is all we need. Please feel free to email me if you have any questions J

Newsletter advertiser Mike Przewoznik of Sumner Avenue Water Garden offers the following to CCKS members: "I would like to support your club and I appreciate the business I have received from you and your club members. I would like to initiate the following program for your club members going forward: FREE shipping on all orders \$75.00 or more. Club members can combine orders to reach the \$75.00 if they wish as long as I ship to one address. Items that require truck shipping or items that are extremely heavy will be looked at on case by case situation."


Central California Koi Society Koi Show




Central California Koi Society
36th Annual Koi Show



Saturday and Sunday September 27 & 28 2014
Fig Garden Village 5082 N. Palm Ave. Palm & Shaw,
Fresno, California




2013 Grand Champion



Saturday, Sept 27: 9am-3p.m (Judging starts at 9am)
Sunday, Sept 28: 9am-3p.m

KOI SHOW CHAIRPERSON:
To Reserve Show Tanks/Vendor Booths
Contact— Rosimeri Tran Ph# 559-970-8508
Email: cencalkoi@gmail.com

Website: cencalkoi.com



Our September koi show is not far away, if you are interested in showing koi or as a vendor please contact Rosimeri Tran at 559-970-8508 or email at cencalkoi@gmail.com. Our show exhibitor/vendor package is now available for download from our club website at cencalkoi.com. Let's make this a great show for the Central Valley to remember.

Introducing our 2014 Judging Team

Dam Spindola—AKCA

Kevin Pham—Shinkokai Judging Association

Andrew Moo—Shinkokai Judging Association